Marantz RC4200PM-AMP-DVD-PHONO (DVD)

Original		Replacement	
MAIN POWER ON	Main Power On		Power
POWER OFF	Main Power Off	SHIFT +	Shift + Power
SOURCE POWER	Source Power	OK	OK
SOURCE POWER	Power Source	SHIFT + OK	Shift + OK
PHONO	Phono	SHIFT + TV 1	Shift + 1
CD	CD	SHIFT + CD-STB 3	Shift + 3
TUNER	Tuner	SHIFT + TUNER 6	Shift + 6
CD-R	CD-R	SHIFT + USB 8	Shift + 8
AUX	AUX	SHIFT + AUX-HDD 7	Shift + 7
DVD	DVD	SHIFT + DVD 2	Shift + 2
TAPE	Tape	SHIFT + TAPE 5	Shift + 5
MD	MD	SHIFT + VIDEO 4	Shift + 4
1	1 DVD	TV 1	1
2	2 DVD	DVD 2	2
3	3 DVD	CD-STB 3	3
A F/P	A / F/P DVD	YouTube REPEAT A-B	Yellow / YouTube / Repeat
4	4 DVD	VIDEO 4	4

Original		Replacement	
5	5 DVD	TAPE 5	5
6	6 DVD	TUNER 6	6
B -/--	B/-/-- DVD	Prime Video RANDOM	Blue / Prime Video / Random
7	7 DVD	AUX-HDD 7	7
8	8 DVD	USB 8	8
9	9 DVD	BLUETOOTH 9	9
–	- DVD	-/-- GUIDE EPG	Guide / EPG / -/--
0	0 DVD	HDMI-SAT 0	0
+	+ DVD	PC FAV MARKER	Fav / Marker / PC
1-MODE TEXT	1 Mode/Text	NETFLIX SEARCH	Red / Netflix / Search
2-MODE TIME	2 Mode/Time	APP REPEAT	Green / APP / Repeat
I<<	I<< DVD	PRESET- I<<	I<< / Preset-
▶	Play DVD	SLOW ▶	Play / Slow
>>I	>>I DVD	PRESET+ >>I	>>I / Preset+
MUTE	Mute	DIMMER MUTE	Mute / Dimmer
<<	<< DVD	TUNE- <<	<< / Tune-
■	Stop DVD	HOLD ■	Stop / Hold

Original	Replacement	Original	Replacement
>> DVD	>> / Tune+		
Volume Up	Vol +		
Pause DVD	Pause / Step / Freeze		
Open/Close	Eject / Surround		
Volume Down	Vol -		

Original	Replacement
Main Power On	Power
Main Power Off	Shift + Power
Source Power	OK
Phono	Shift + 1
CD	Shift + 3
Tuner	Shift + 6
CD-R	Shift + 8
AUX	Shift + 7
DVD	Shift + 2
Tape	Shift + 5
MD	Shift + 4
1 Tune	1
2 Tune	2
3 Tune	3
A / F/P Tune	Yellow / YouTube / Repeat
4 Tune	4
5 Tune	5

Original	Replacement
6 Tune	6
B/-/-- Tune	Blue / Prime Video / Random
7 Tune	7
8 Tune	8
9 Tune	9
Mode Tune	Smart / List
- Tune	Guide / EPG / -/--
0 Tune	0
+ Tune	Fav / Marker / PC
Memo Tune	Display / Media
Scroll Tune	Info / Angle
Cancel Tune	Exit / Cancel / Clear
1 Mode/Text Tune	Red / Netflix / Search
2 Mode/Time	Green / APP / Repeat
I << Tune	I << / Preset-
>>I Tune	>>I / Preset+
Mute	Mute / Dimmer

Original	Replacement	Original	Replacement
<< Tune	<< / Tune-	Stop Tape	Shift + Stop /
>> Tune	>> / Tune+	>> Tape	Shift + >> /
Volume Up	Vol +	Pause Tape	Shift + Pause / Step /
Volume Down	Vol -	Open/Close	Shift + Eject / Surround
Source Power	Shift + OK	<> Tape	Play / Slow
+ Tape	Shift + Fav / Marker / PC	Mode Tape	Shift + Smart / List
- Tape	Shift + Guide / EPG / -/--		
Cancel Tape	Shift + Exit / Cancel / Clear		
1 Mode/Text Tape	Shift + Red / Netflix /		
2 Mode/Time	Shift + Green / APP /		
Memo Tape	Shift + Display / Media		
B/-/-- Tape	Shift + Blue / Prime		
A / F/P Tape	Shift + Yellow / YouTube /		
Play Tape	Shift + Play /		
I << Tape	Shift + I << / Preset-		
>>I Tape	Shift + >>I / Preset+		
<< Tape	Shift + << / Tune-		

Original		Replacement	
MAIN P ON	Main Power On		Power
POWER OFF	Main Power Off	SHIFT +	Shift + Power
SOURCE POWER	Source Power	OK	OK
PHONO	Phono	SHIFT + TV 1	Shift + 1
CD	CD	SHIFT + CD-STB 3	Shift + 3
TUNER	Tuner	SHIFT + TUNER 6	Shift + 6
CD-R	CD-R	SHIFT + USB 8	Shift + 8
AUX	AUX	SHIFT + AUX-HDD 7	Shift + 7
DVD	DVD	SHIFT + DVD 2	Shift + 2
TAPE	Tape	SHIFT + TAPE 5	Shift + 5
MD	MD	SHIFT + VIDEO 4	Shift + 4
1	1 CD-R	TV 1	1
2	2 CD-R	DVD 2	2
3	3 CD-R	CD-STB 3	3
4	4 CD-R	VIDEO 4	4
5	5 CD-R	TAPE 5	5
6	6 CD-R	TUNER 6	6

Original		Replacement	
7	7 CD-R	AUX-HDD 7	7
8	8 CD-R	USB 8	8
9	9 CD-R	BLUETOOTH 9	9
MODE	Mode CD-R	LIST SMART	Smart / List
–	- CD-R	-/-- GUIDE EPG	Guide / EPG / -/--
0	0 CD-R	HDMI-SAT 0	0
+	+ CD-R	PC FAV MARKER	Fav / Marker / PC
MEMO	Memo CD-R	MEDIA DISPLAY	Display / Media
SCROLL	Scroll CD-R	ANGLE INFO	Info / Angle
CANCEL	Cancel CD-R	CLEAR EXIT CANCEL	Exit / Cancel / Clear
1-MODE TEXT	1 Mode/Text CD-R	NETFLIX SEARCH	Red / Netflix / Search
2-MODE TIME	2 Mode/Time	APP REPEAT	Green / APP / Repeat
⏮	I<< CD-R	PRESET- ⏮	I<< / Preset-
▶	Play CD-R	SLOW ▶	Play / Slow
⏭	>>I CD-R	PRESET+ ⏭	>>I / Preset+
MUTE	Mute	DIMMER MUTE	Mute / Dimmer
◀◀	<< CD-R	TUNE- ◀◀	<< / Tune-

Original		Replacement	
	Stop CD-R		Stop / Hold
	>> CD-R		>> / Tune+
	Volume Up		Vol +
	Pause CD-R		Pause / Step / Freeze
	Open/Close		Eject / Surround
	Volume Down		Vol -
	Source Power		Shift + OK
	+ MD		Shift + Fav / Marker / PC
	- MD		Shift + Guide / EPG / -/--
	Cancel MD		Shift + Exit / Cancel / Clear
	1 Mode/Text MD		Shift + Red / Netflix /
	2 Mode/Time		Shift + Green / APP /
	Play MD		Shift + Play /
	I<< MD		Shift + I<< / Preset-
	>>I MD		Shift + >>I / Preset+
	>> MD		Shift + >> /
	<< MD		Shift + << / Tune-

Original		Replacement	
	Stop MD		Shift + Stop /
	Pause MD		Shift + Pause / Step /
	Open/Close MD		Shift + Eject / Surround
	Memo MD		Shift + Display / Media
	Mode MD		Shift + Smart / List
	B/-/-- MD		Shift + Blue / Prime
	A / F/P MD		Shift + Yellow / YouTube /

Original	Replacement
Main Power On	Power
Main Power Off	Shift + Power
Source Power	OK
Phono	Shift + 1
CD	Shift + 3
Tuner	Shift + 6
CD-R	Shift + 8
AUX	Shift + 7
DVD	Shift + 2
Tape	Shift + 5
MD	Shift + 4
1 CD	1
2 CD	2
3 CD	3
A / F/P CD	Yellow / YouTube / Repeat
4 CD	4
5 CD	5

Original	Replacement
6 CD	6
B/-/-- CD	Blue / Prime Video / Random
7 CD	7
8 CD	8
9 CD	9
Mode CD	Smart / List
- CD	Guide / EPG / -/--
0 CD	0
+ CD	Fav / Marker / PC
Memo CD	Display / Media
Scroll CD	Info / Angle
Cancel CD	Exit / Cancel / Clear
1 Mode/Text CD	Red / Netflix / Search
2 Mode/Time	Green / APP / Repeat
I << CD	I << / Preset-
Play CD	Play / Slow
>>I CD	>>I / Preset+

Original	Replacement
Mute	Mute / Dimmer
<< CD	<< / Tune-
Stop CD	Stop / Hold
>> CD	>> / Tune+
Volume Up	Vol +
Pause CD	Pause / Step / Freeze
Open/Close CD	Eject / Surround
Volume Down	Vol -
Source Power	Shift + OK
+ AUX	Shift + Fav / Marker / PC
- AUX	Shift + Guide / EPG / -/--
Play AUX	Shift + Play /
Stop AUX	Shift + Stop /
>>I AUX	Shift + >>I / Preset+
I << AUX	Shift + I << / Preset-
>> AUX	Shift + >> /
<< AUX	Shift + << / Tune-

Original	Replacement
Pause AUX	Shift + Pause / Step /
Open/Close AUX	Shift + Eject / Surround
<> AUX	Shift + Rec / Rec Mode
1 Mode/Text	Shift + Red / Netflix /
2 Mode/Time	Shift + Green / APP /
Memo AUX	Shift + Display / Media
Mode AUX	Shift + Smart / List
B/-/-- AUX	Shift + Blue / Prime
A / F/P AUX	Shift + Yellow / YouTube /