

Original		Replacement	
RECEIVER	Power Receiver		Power
5	Effect-	8	8
6	Effect+	9	9
MASTER VOLUME +	Master	+ VOL	Vol +
–	Master Volume-	VOL –	Vol -
TUNE ▲+	Up/Tune+	▲	Up
TUNE ▼–	Down/Tune-	▼	Down
ENTER	Enter	OK	Ok
ST+ ▶	Right/ST+	▶	Right
ST– ◀	Left/ST-	◀	Left
DD/DTS	Dolby	SOUND DUAL	Dual
DSP	DSP	DISPLAY INFO	Info
TEST TONE	Test Tone	AD SUBT	Subt
CH SELECT	CH Select	A	Red
LOUDNESS	Loudness	B	Green
FUNCTION	Function	HOME SMART	Smart
MUTING	Muting	MUTE	Mute

Original		Replacement	
FL DIMMER	FL Dimmer	C	Yellow
CH LEVEL +	CH Level +	+ CH	Ch +
CH LEVEL –	CH Level -	CH –	Ch -
DVD	DVD	1	1
TV	TV	2	2
VCR	VCR	3	3
CD-R	CD-R	4	4
TUN	TUN	5	5
1 MIDNIGHT	Midnight	SETTINGS OPT	Options
2 5.1/7.1	5.1CH	SEARCH TV/R	TV/R
3 ATT	ATT	D	Blue
SIGNAL SELECT	Signal Select	APP MEDIA	Media
TV⏻	Power TV	SHIFT + ⏻	Shift + Power
1 MIDNIGHT	1 Tv	SHIFT + 1	Shift + 1
2 5.1/7.1	2 Tv	SHIFT + 2	Shift + 2
3 ATT	3 Tv	SHIFT + 3	Shift + 3
4	4 Tv	SHIFT + 4	Shift + 4



Original	Replacement
5 Tv	Shift + 5
6 Tv	Shift + 6
7 Tv	Shift + 7
8 Tv	Shift + 8
9 Tv	Shift + 9
0 Tv	Shift + 0
+10 Tv	Shift + Guide
Menu Tv	Shift + Menu
Tv Func	Shift + Smart
Tv Vol +	Shift + Vol +
Tv Vol -	Shift + Vol -
Channel + Tv	Shift + Ch +
Channel - Tv	Shift + Ch -
Up Tv	Shift + Up
Enter Tv	Shift + Ok
Down Tv	Shift + Down
Right Tv	Shift + Right

Original	Replacement
Left Tv	Shift + Left
Pause Tv	Shift + Pause
Play/D. Access Tv	Shift + Play
Stop/MPX Tv	Shift + Stop
>>I / RF ATT Tv	Shift + >>I
<<I Band Tv	Shift + <<
Dolby Tv	Shift + Dual
>>I Class Tv	Shift + >>
Disc Tv	Shift + Back
DSP Tv	Shift + Info
I<<I Display Tv	Shift + I <<
Test Tone Tv	Shift + Subt
Rec Tv	Shift + Rec



Original		Replacement	
SOURCE	Power DVD		Power
1	1 DVD	1	1
2	2 DVD	2	2
3	3 DVD	3	3
4	4 DVD	4	4
5	5 DVD	5	5
6	6 DVD	6	6
7	7 DVD	7	7
8	8 DVD	8	8
9	9 DVD	9	9
0	0 DVD	0	0
+10	+10 DVD	GUIDE	Guide
DISC	Disc DVD	RETURN BACK	Back
MENU	Menu DVD	TOP MENU MENU	Menu
MASTER VOLUME +	Master	+ VOL	Vol +
−	Master volume-	VOL −	Vol -
MUTING	Muting	MUTE	Mute

Original		Replacement	
CHANNEL +	Channel + DVD	+ CH	Ch +
CHANNEL −	Channel - DVD	CH −	Ch -
TUNE ▲+	Up DVD	▲	Up
TUNE ▼−	Down DVD	▼	Down
ST+ ▶	Right DVD	▶	Right
ST− ◀	Left DVD	◀	Left
ENTER	Enter DVD	OK	Ok
❚❚	Pause DVD	❚❚	Pause
●	Rec DVD	REC MODE ●	Rec
D.ACCESS ▶	Play DVD	PLAY MODE ▶	Play
BAND ◀◀	<< DVD	«	<<
CLASS ▶▶	>> DVD	»	>>
MPX ■	Stop DVD	■	Stop
RF ATT ▶▶❚	>>I DVD	»I	>>I
DISPLAY I◀◀	I << DVD	I«	I <<
DD/DTS	Dolby DVD	SOUND DUAL	Dual
DSP	DSP DVD	DISPLAY INFO	Info



Original	Replacement
Test Tone DVD	AD SUBT Subt
Signal Effect DV	SEARCH TV/R TV/R
Power VCR	SHIFT + Power Shift + Power
1 VCR	SHIFT + 1 Shift + 1
2 VCR	SHIFT + 2 Shift + 2
3 VCR	SHIFT + 3 Shift + 3
4 VCR	SHIFT + 4 Shift + 4
5 VCR	SHIFT + 5 Shift + 5
6 VCR	SHIFT + 6 Shift + 6
7 VCR	SHIFT + 7 Shift + 7
8 VCR	SHIFT + 8 Shift + 8
9 VCR	SHIFT + 9 Shift + 9
0 VCR	SHIFT + 0 Shift + 0
Disc VCR	SHIFT + RETURN BACK Shift + Back
Channel + VCR	SHIFT + CH + Shift + Ch +
Channel - VCR	SHIFT + CH – Shift + Ch -
Up VCR	SHIFT + Shift + Up

Original	Replacement
Down VCR	SHIFT + Shift + Down
Right VCR	SHIFT + Shift + Right
Left VCR	SHIFT + Shift + Left
Enter VCR	SHIFT + OK Shift + Ok
Pause VCR	SHIFT + Shift + Pause
Play VCR	SHIFT + PLAY MODE Shift + Play
Stop VCR	SHIFT + Shift + Stop
<< VCR	SHIFT + << Shift + <<
>>I VCR	SHIFT + >>I Shift + >>I
>> VCR	SHIFT + >> Shift + >>
I << VCR	SHIFT + I << Shift + I <<
Rec VCR	SHIFT + REC MODE Shift + Rec



Original		Replacement	
SOURCE	Power CD		Power
1	1 CD	1	1
2	2 CD	2	2
3	3 CD	3	3
4	4 CD	4	4
5	5 CD	5	5
6	6 CD	6	6
7	7 CD	7	7
8	8 CD	8	8
9	9 CD	9	9
0	0 CD	0	0
+10	+10 CD	GUIDE	Guide
DISC	Disc CD	RETURN BACK	Back
MASTER VOLUME +	Master	VOL +	Vol +
–	Master Volume-	VOL –	Vol -
MUTING	Muting	MUTE	Mute
CHANNEL +	Channel + CD	CH +	Ch +

Original		Replacement	
CHANNEL –	Channel - CD	CH –	Ch -
TUNE ▲+	Up CD	▲	Up
TUNE ▼–	Down CD	▼	Down
ST+ ▶	Right CD	▶	Right
ST– ◀	Left CD	◀	Left
ENTER	Enter CD	OK	Ok
❚❚	Pause CD	❚❚	Pause
D.ACCESS ▶	Play CD	PLAY MODE ▶	Play
BAND ◀◀	<< CD	«	<<
CLASS ▶▶	>> CD	»	>>
MPX ■	Stop CD	■	Stop
DISPLAY ⏮	I << CD	⏮	I <<
RF ATT ⏭	>>I CD	⏭	>>I
SOURCE	Power TVC	SHIFT + ⏻	Shift + Power
1 MIDNIGHT	1 TVC	SHIFT + 1	Shift + 1
2	2 TVC	SHIFT + 2	Shift + 2
3 ATT	3 TVC	SHIFT + 3	Shift + 3



Original		Replacement		Original		Replacement	
4	4 TVC	SHIFT + 4	Shift + 4	D.ACCESS	Play TVC	SHIFT + PLAY MODE	Shift + Play
5	5 TVC	SHIFT + 5	Shift + 5	MPX	Stop TVC	SHIFT + ■	Shift + Stop
6	6 TVC	SHIFT + 6	Shift + 6	BAND	<< TVC	SHIFT + <<	Shift + <<
7	7 TVC	SHIFT + 7	Shift + 7	CLASS	>> TVC	SHIFT + >>	Shift + >>
8	8 TVC	SHIFT + 8	Shift + 8	RF ATT	>>I TVC	SHIFT + >>I	Shift + >>I
9	9 TVC	SHIFT + 9	Shift + 9	DISPLAY	I << TVC	SHIFT + I<<	Shift + I <<
0	0 TVC	SHIFT + 0	Shift + 0				
+10	+10 TVC	SHIFT + GUIDE	Shift + Guide				
DISC	Disc TVC	SHIFT + RETURN BACK	Shift + Back				
MENU	Menu TVC	SHIFT + TOP MENU MENU	Shift + Menu				
TUNE ▲+	Up TVC	SHIFT + ▲	Shift + Up				
TUNE ▼-	Down TVC	SHIFT + ▼	Shift + Down				
ST+ ▶	Right TVC	SHIFT + ▶	Shift + Right				
ST- ◀	Left TVC	SHIFT + ◀	Shift + Left				
ENTER	Enter TVC	SHIFT + OK	Shift + Ok				
❚❚	Pause TVC	SHIFT + ❚❚	Shift + Pause				
●	Rec TVC	SHIFT + REC MODE ●	Shift + Rec				



Original	Replacement
Power TUN	Power
1 TUN	1
2 TUN	2
3 TUN	3
4 TUN	4
5 TUN	5
6 TUN	6
7 TUN	7
8 TUN	8
9 TUN	9
0 TUN	0
Master	Vol +
Master volume-	Vol -
Muting	Mute
TUNE+ TUN	Up
TUNE- TUN	Down
ST+ TUN	Right

Original	Replacement
ST- TUN	Left
D. Access TUN	Play
Band TUN	<<
Class TUN	>>
MPX TUN	Stop
Display TUN	I <<
RF ATT TUN	>>I
Power CDR	Shift + Power
1 CDR	Shift + 1
2 CDR	Shift + 2
3 CDR	Shift + 3
4 CDR	Shift + 4
5 CDR	Shift + 5
6 CDR	Shift + 6
7 CDR	Shift + 7
8 CDR	Shift + 8
9 CDR	Shift + 9



Original		Replacement		Original	Replacement
0	0 CDR	SHIFT + 0	Shift + 0		
+10	+10 CDR	SHIFT + GUIDE	Shift + Guide		
CHANNEL +	Channel + CDR	SHIFT + CH +	Shift + Ch +		
CHANNEL -	Channel - CDR	SHIFT + CH -	Shift + Ch -		
TUNE ▲ +	Up CDR	SHIFT + ▲	Shift + Up		
TUNE ▼ -	Down CDR	SHIFT + ▼	Shift + Down		
ST+ ▶	Right CDR	SHIFT + ▶	Shift + Right		
ST- ◀	Left CDR	SHIFT + ◀	Shift + Left		
ENTER	Enter CDR	SHIFT + OK	Shift + Ok		
❚❚	Pause CDR	SHIFT + ❚❚	Shift + Pause		
D.ACCESS ▶	Play CDR	SHIFT + PLAY MODE ▶	Shift + Play		
MPX ■	Stop CDR	SHIFT + ■	Shift + Stop		
BAND ◀◀	<< CDR	SHIFT + «	Shift + <<		
●	Rec CDR	SHIFT + REC MODE ●	Shift + Rec		
DISPLAY ⏮	I << CDR	SHIFT + ⏮	Shift + I <<		
RF ATT ⏭	>>I CDR	SHIFT + ⏭	Shift + >>I		
CLASS ▶▶	>> CDR	SHIFT + »	Shift + >>		